

Atlas of Anatomy

Fourth Edition

Edited by

Anne M. Gilroy, MA

Professor Emeritus

Department of Radiology

University of Massachusetts Medical School

Worcester, Massachusetts

Brian R. MacPherson, PhD

Professor and Vice Chair

Department of Neuroscience

University of Kentucky College of Medicine

Lexington, Kentucky

Jamie C. Wikenheiser, PhD

Associate Professor

Department of Anatomy and Neurobiology

UC Irvine School of Medicine

Irvine, California

Based on the work of

Michael Schuenke, MD, PhD

Institute of Anatomy

Christian Albrechts University Kiel

Kiel, Germany

Erik Schulte, MD

Department of Functional and Clinical Anatomy

University Medicine

Johannes Gutenberg University

Mainz, Germany

Udo Schumacher, MD, FRCPath, CBiol, FSB, DSc

Institute of Anatomy and Experimental Morphology

Center for Experimental Medicine

University Cancer Center

University Medical Center Hamburg-Eppendorf

Hamburg, Germany

Illustrations by

Markus Voll

Karl Wesker

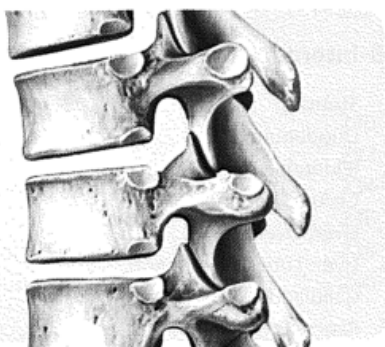
2113 illustrations

Thieme

New York · Stuttgart · Delhi · Rio de Janeiro

Table of Contents

Acknowledgments	xiii
Foreword	xiv
Preface	xv
Preface to the First Edition	xvii



Back

1 Surface Anatomy

Surface Anatomy	2
-----------------------	---

2 Bones, Ligaments & Joints

Vertebral Column: Overview	4
Vertebral Column: Elements	6
Cervical Vertebrae	8
Thoracic & Lumbar Vertebrae	10
Sacrum & Coccyx	12
Intervertebral Disks	14
Joints of the Vertebral Column: Overview	16
Joints of the Vertebral Column: Craniovertebral Region	18
Vertebral Ligaments: Overview & Cervical Spine	20
Vertebral Ligaments: Thoracolumbar Spine	22

3 Muscles

Muscles of the Back: Overview	24
Intrinsic Muscles of the Cervical Spine	26
Intrinsic Muscles of the Back	28
Muscle Facts (I)	30
Muscle Facts (II)	32
Muscle Facts (III)	34

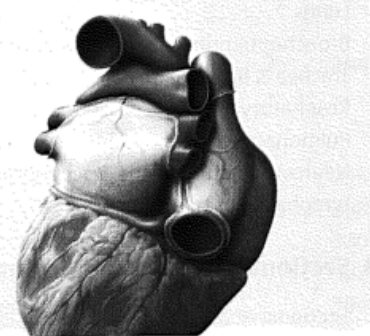
4 Neurovasculature

Arteries & Veins of the Back	36
Nerves of the Back	38

Spinal Cord	40
Spinal Cord Segments & Spinal Nerves	42
Arteries & Veins of the Spinal Cord	44
Neurovascular Topography of the Back	46

5 Sectional & Radiographic Anatomy

Radiographic Anatomy of the Back (I)	48
Radiographic Anatomy of the Back (II)	50



Thorax

6 Surface Anatomy

Surface Anatomy	54
-----------------------	----

7 Thoracic Wall

Thoracic Skeleton	56
Sternum & Ribs	58
Joints of the Thoracic Cage	60
Thoracic Wall Muscle Facts	62
Diaphragm	64
Neurovasculature of the Diaphragm	66
Arteries & Veins of the Thoracic Wall	68
Nerves of the Thoracic Wall	70
Neurovascular Topography of the Thoracic Wall	72
Female Breast	74
Lymphatics of the Female Breast	76

8 Thoracic Cavity

Divisions of the Thoracic Cavity	78
Arteries of the Thoracic Cavity	80
Veins of the Thoracic Cavity	82
Lymphatics of the Thoracic Cavity	84
Nerves of the Thoracic Cavity	86

9 Mediastinum

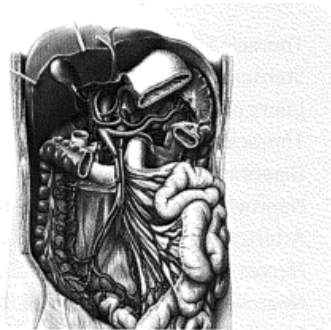
Mediastinum: Overview 88
 Mediastinum: Structures 90
 Heart: Functions & Relations 92
 Pericardium 94
 Heart: Surfaces & Chambers 96
 Heart: Valves 98
 Arteries & Veins of the Heart 100
 Conduction & Innervation of the Heart 102
 Pre- & Postnatal Circulation 104
 Esophagus 106
 Neurovasculature of the Esophagus 108
 Lymphatics of the Mediastinum 110

10 Pulmonary Cavities

Pulmonary Cavities 112
 Pleura: Subdivisions, Recesses & Innervation 114
 Lungs 116
 Bronchopulmonary Segments of the Lungs 118
 Trachea & Bronchial Tree 120
 Respiratory Mechanics 122
 Pulmonary Arteries & Veins 124
 Neurovasculature of the Tracheobronchial Tree 126
 Lymphatics of the Pleural Cavity 128

11 Sectional & Radiographic Anatomy

Sectional Anatomy of the Thorax 130
 Radiographic Anatomy of the Thorax (I) 132
 Radiographic Anatomy of the Thorax (II) 134
 Radiographic Anatomy of the Thorax (III) 136



Abdomen

12 Surface Anatomy

Surface Anatomy 140

13 Abdominal Wall

Bony Framework for the Abdominal Wall 142
 Muscles of the Anterolateral Abdominal Wall 144

Rectus Sheath & Posterior Abdominal Wall 146
 Abdominal Wall Muscle Facts 148
 Inguinal Region & Canal 150
 Inguinal Region & Inguinal Hernias 152
 Scrotum & Spermatic Cord 154

14 Abdominal Cavity & Spaces

Divisions of the Abdominopelvic Cavity 156
 Peritoneum, Mesenteries & Omenta 158
 Mesenteries & Peritoneal Recesses 160
 Lesser Omentum & Omental Bursa 162
 Mesenteries & Posterior Abdominal Wall 164

15 Internal Organs

Stomach 166
 Duodenum 168
 Jejunum & Ileum 170
 Cecum, Appendix & Colon 172
 Liver: Overview 174
 Liver: Lobes & Segments 176
 Gallbladder & Bile Ducts 178
 Pancreas & Spleen 180
 Kidneys & Suprarenal Glands (I) 182
 Kidneys & Suprarenal Glands (II) 184

16 Neurovasculature

Arteries of the Abdominal Wall & Organs 186
 Abdominal Aorta & Renal Arteries 188
 Celiac Trunk 190
 Superior & Inferior Mesenteric Arteries 192
 Veins of the Abdominal Wall & Organs 194
 Inferior Vena Cava & Renal Veins 196
 Portal Vein 198
 Superior & Inferior Mesenteric Veins 200
 Lymphatics of the Abdominal Wall & Organs 202
 Lymph Nodes of the Posterior Abdominal Wall 204
 Lymph Nodes of the Supracolic Organs 206
 Lymph Nodes of the Infracolic Organs 208
 Nerves of the Abdominal Wall 210
 Autonomic Innervation: Overview 212
 Autonomic Innervation & Referred Pain 214
 Innervation of the Foregut & Urinary Organs 216
 Innervation of the Intestines 218

17 Sectional & Radiographic Anatomy

Sectional Anatomy of the Abdomen 220
 Radiographic Anatomy of the Abdomen (I) 222
 Radiographic Anatomy of the Abdomen (II) 224

Pelvis & Perineum



18 Surface Anatomy

Surface Anatomy 228

19 Bones, Ligaments & Muscles

Pelvic Girdle 230
 Female & Male Pelvis 232
 Female & Male Pelvic Measurements 234
 Pelvic Ligaments 236
 Muscles of the Pelvic Floor & Perineum 238
 Pelvic Floor & Perineal Muscle Facts 240

20 Spaces

Contents of the Pelvis 242
 Peritoneal Relationships 244
 Pelvis & Perineum 246

21 Internal Organs

Rectum & Anal Canal 248
 Ureters 250
 Urinary Bladder & Urethra 252
 Overview of the Genital Organs 254
 Uterus & Ovaries 256
 Ligaments & Fascia of the Deep Pelvis 258
 Vagina 260
 Female External Genitalia 262
 Penis, Testis & Epididymis 264
 Male Accessory Sex Glands 266

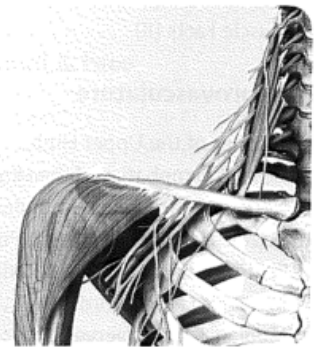
22 Neurovasculature

Overview of the Blood Supply to Pelvic Organs & Wall 268
 Arteries & Veins of the Male Pelvis 270
 Arteries & Veins of the Female Pelvis 272
 Arteries & Veins of the Rectum & External Genitalia 274
 Lymphatics of the Pelvis 276
 Lymph Nodes of the Genitalia 278
 Autonomic Innervation of the Genital Organs 280
 Autonomic Innervation of the Urinary Organs
 & Rectum 282
 Neurovasculature of the Male & Female Perineum 284

23 Sectional & Radiographic Anatomy

Sectional Anatomy of the Pelvis & Perineum 286
 Radiographic Anatomy of the Female Pelvis 288
 Radiographic Anatomy of the Male Pelvis 290

Upper Limb



24 Surface Anatomy

Surface Anatomy 294

25 Shoulder & Arm

Bones of the Upper Limb 296
 Clavicle & Scapula 298
 Humerus 300
 Joints of the Shoulder 302
 Joints of the Shoulder: Glenohumeral Joint 304
 Subacromial Space & Bursae 306
 Anterior Muscles of the Shoulder & Arm (I) 308
 Anterior Muscles of the Shoulder & Arm (II) 310
 Posterior Muscles of the Shoulder & Arm (I) 312
 Posterior Muscles of the Shoulder & Arm (II) 314
 Muscle Facts (I) 316
 Muscle Facts (II) 318
 Muscle Facts (III) 320
 Muscle Facts (IV) 322

26 Elbow & Forearm

Radius & Ulna 324
 Elbow Joint 326
 Ligaments of the Elbow Joint 328
 Radioulnar Joints 330
 Muscles of the Forearm: Anterior Compartment 332
 Muscles of the Forearm: Posterior Compartment 334
 Muscle Facts (I) 336
 Muscle Facts (II) 338
 Muscle Facts (III) 340

27 Wrist & Hand

Bones of the Wrist & Hand 342
 Carpal Bones 344
 Joints of the Wrist & Hand 346

Ligaments of the Hand 348
 Ligaments & Compartments of the Wrist 350
 Ligaments of the Fingers 352
 Muscles of the Hand: Superficial & Middle Layers 354
 Muscles of the Hand: Middle & Deep Layers 356
 Dorsum of the Hand 358
 Muscle Facts (I) 360
 Muscle Facts (II) 362

28 Neurovasculature

Arteries of the Upper Limb 364
 Veins & Lymphatics of the Upper Limb 366
 Nerves of the Upper Limb: Brachial Plexus 368
 Supraclavicular Branches & Posterior Cord 370
 Posterior Cord: Axillary & Radial Nerves 372
 Medial & Lateral Cords 374
 Median & Ulnar Nerves 376
 Superficial Veins & Nerves of the Upper Limb 378
 Posterior Shoulder & Arm 380
 Anterior Shoulder 382
 Axilla 384
 Anterior Arm & Cubital Region 386
 Anterior & Posterior Forearm 388
 Carpal Region 390
 Palm of the Hand 392
 Dorsum of the Hand 394

29 Sectional & Radiographic Anatomy

Sectional Anatomy of the Upper Limb 396
 Radiographic Anatomy of the Upper Limb (I) 398
 Radiographic Anatomy of the Upper Limb (II) 400
 Radiographic Anatomy of the Upper Limb (III) 402
 Radiographic Anatomy of the Upper Limb (IV) 404



Lower Limb

30 Surface Anatomy

Surface Anatomy 408

31 Hip & Thigh

Bones of the Lower Limb 410
 Femur 412
 Hip Joint: Overview 414

Hip Joint: Ligaments & Capsule 416
 Anterior Muscles of the Hip, Thigh & Gluteal Region (I) ... 418
 Anterior Muscles of the Hip, Thigh & Gluteal Region (II) .. 420
 Posterior Muscles of the Hip, Thigh & Gluteal Region (I) .. 422
 Posterior Muscles of the Hip, Thigh & Gluteal Region (II) .. 424
 Muscle Facts (I) 426
 Muscle Facts (II) 428
 Muscle Facts (III) 430

32 Knee & Leg

Tibia & Fibula 432
 Knee Joint: Overview 434
 Knee Joint: Capsule, Ligaments & Bursae 436
 Knee Joint: Ligaments & Menisci 438
 Cruciate Ligaments 440
 Knee Joint Cavity 442
 Muscles of the Leg: Anterior & Lateral Compartments 444
 Muscles of the Leg: Posterior Compartment 446
 Muscle Facts (I) 448
 Muscle Facts (II) 450

33 Ankle & Foot

Bones of the Foot 452
 Joints of the Foot (I) 454
 Joints of the Foot (II) 456
 Joints of the Foot (III) 458
 Ligaments of the Ankle & Foot 460
 Plantar Vault & Arches of the Foot 462
 Muscles of the Sole of the Foot 464
 Muscles & Tendon Sheaths of the Foot 466
 Muscle Facts (I) 468
 Muscle Facts (II) 470

34 Neurovasculature

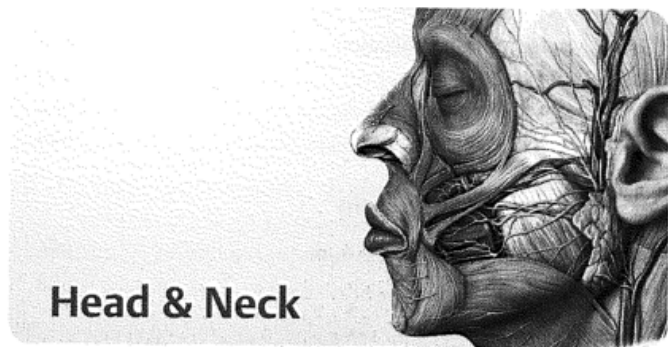
Arteries of the Lower Limb 472
 Veins & Lymphatics of the Lower Limb 474
 Lumbosacral Plexus 476
 Nerves of the Lumbar Plexus 478
 Nerves of the Lumbar Plexus: Obturator & Femoral Nerves . 480
 Nerves of the Sacral Plexus 482
 Nerves of the Sacral Plexus: Sciatic Nerve 484
 Superficial Nerves & Veins of the Lower Limb 486
 Topography of the Inguinal Region 488
 Topography of the Gluteal Region 490
 Topography of the Anterior, Medial & Posterior Thigh 492
 Topography of the Posterior Compartment
 of the Leg & Foot 494
 Topography of the Lateral & Anterior Compartments
 of the Leg & Dorsum of the Foot 496
 Topography of the Sole of the Foot 498

35 Sectional & Radiographic Anatomy

Sectional Anatomy of the Lower Limb 500
 Radiographic Anatomy of the Lower Limb (I) 502

Radiographic Anatomy of the Lower Limb (II)	504
Radiographic Anatomy of the Lower Limb (III)	506
Radiographic Anatomy of the Lower Limb (IV)	508

CN V: Trigeminal Nerve	566
CN VII: Facial Nerve	568
CN VIII: Vestibulocochlear Nerve	570
CN IX: Glossopharyngeal Nerve	572
CN X: Vagus Nerve	574
CN XI & XII: Accessory & Hypoglossal Nerves	576
Autonomic Innervation	578



Head & Neck

36 Surface Anatomy

Surface Anatomy	512
---------------------------	-----

37 Neck

Muscle Facts (I)	514
Muscle Facts (II)	516
Muscle Facts (III)	518
Arteries & Veins of the Neck	520
Lymphatics of the Neck	522
Innervation of the Neck	524
Larynx: Cartilage & Structure	526
Larynx: Muscles & Levels	528
Neurovasculature of the Larynx, Thyroid & Parathyroids	530
Topography of the Neck: Regions & Fascia	532
Topography of the Anterior Cervical Region	534
Topography of the Anterior & Lateral Cervical Regions	536
Topography of the Lateral Cervical Region	538
Topography of the Posterior Cervical Region	540

38 Bones of the Head

Anterior & Lateral Skull	542
Posterior Skull & Calvaria	544
Base of the Skull	546
Neurovascular Pathways Exiting or Entering the Cranial Cavity	548
Ethmoid & Sphenoid Bones	550

39 Muscles of the Skull & Face

Muscles of Facial Expression & of Mastication	552
Muscle Origins & Insertions on the Skull	554
Muscle Facts (I)	556
Muscle Facts (II)	558

40 Cranial Nerves

Cranial Nerves: Overview	560
CN I & II: Olfactory & Optic Nerves	562
CN III, IV & VI: Oculomotor, Trochlear & Abducent Nerves	564

41 Neurovasculature of the Skull & Face

Innervation of the Face	580
Arteries of the Head & Neck	582
External Carotid Artery: Anterior, Medial & Posterior Branches	584
External Carotid Artery: Terminal Branches	586
Veins of the Head & Neck	588
Meninges	590
Dural Sinuses	592
Topography of the Superficial Face	594
Topography of the Parotid Region & Temporal Fossa	596
Topography of the Infratemporal Fossa	598
Neurovasculature of the Infratemporal Fossa	600

42 Orbit & Eye

Bones of the Orbit	602
Muscles of the Orbit	604
Neurovasculature of the Orbit	606
Topography of the Orbit	608
Orbit & Eyelid	610
Eyeball	612
Cornea, Iris & Lens	614

43 Nasal Cavity & Nose

Bones of the Nasal Cavity	616
Paranasal Air Sinuses	618
Neurovasculature of the Nasal Cavity	620
Pterygopalatine Fossa	622

44 Temporal Bone & Ear

Temporal Bone	624
External Ear & Auditory Canal	626
Middle Ear: Tympanic Cavity	628
Middle Ear: Ossicular Chain & Tympanic Membrane	630
Arteries of the Middle Ear	632
Inner Ear	634

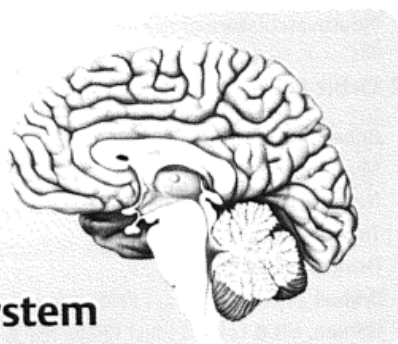
45 Oral Cavity & Pharynx

Bones of the Oral Cavity	636
Temporomandibular Joint	638
Teeth	640
Oral Cavity Muscle Facts	642
Innervation of the Oral Cavity	644
Tongue	646
Topography of the Oral Cavity & Salivary Glands	648

Tonsils & Pharynx 650
 Pharyngeal Muscles 652
 Neurovasculature of the Pharynx 654

46 Sectional & Radiographic Anatomy

Sectional Anatomy of the Head & Neck (I) 656
 Sectional Anatomy of the Head & Neck (II) 658
 Sectional Anatomy of the Head & Neck (III) 660
 Sectional Anatomy of the Head & Neck (IV) 662
 Sectional Anatomy of the Head & Neck (V) 664
 Radiographic Anatomy of the Head & Neck (I) 666
 Radiographic Anatomy of the Head & Neck (II) 668
 Radiographic Anatomy of the Head & Neck (III) 670



Brain & Nervous System

47 Brain

Nervous System: Overview 674
 Nervous System: Development 676

Brain, Macroscopic Organization 678
 Diencephalon 680
 Brainstem & Cerebellum 682
 Ventricles & CSF Spaces 684

48 Blood Vessels of the Brain

Veins & Venous Sinuses of the Brain 686
 Arteries of the Brain 688

49 Functional Systems

Anatomy & Organization of the Spinal Cord 690
 Sensory & Motor Pathways 692

50 Autonomic Nervous System

Autonomic Nervous System (I): Overview 694
 Autonomic Nervous System (II) 696

51 Sectional & Radiographic Anatomy

Sectional Anatomy of the Nervous System 698
 Radiographic Anatomy of the Nervous System 700

Index 703